







## Get **\$15,000** Worth of Energy Efficiency Upgrades at Your Home, **Free of Charge!**

The Home Energy Assistance Program serves New Hampshire's income-eligible homeowners and renters.

### Program Benefits:

-  Available for income-eligible homeowners and renters
-  Helps optimize homes' energy performance
-  Reduces energy costs while making homes more comfortable
-  Covers 100% of the cost to weatherize homes, including air sealing and insulating attics, basements and walls (up to \$15,000)

To start making improvements, please contact Liberty's approved contractor, Resilient Buildings Group, at 603-518-6645 or [nhsaves@resilientbuildingsgroup.com](mailto:nhsaves@resilientbuildingsgroup.com). If you rent, contact your landlord and provide them with this information.

Scan for more info or visit [www.libertyenergyandwater.com](http://www.libertyenergyandwater.com).




## What's In the Box? **Free** Energy Saving Measures!

To help our income-eligible customers keep their living spaces healthy, comfortable, and energy efficient, Liberty has created Energy Savings Starter kits that include measures such as faucet aerators, door weatherstripping, pipe insulation wrap, and more! Some income-eligible gas customers may also be eligible to claim FREE Wi-Fi thermostats and water-efficient showerheads!

These kits are available on a one-time basis to our income-eligible customers **completely free of charge**.

Over the coming months, customers who have not already taken advantage of this offer will receive a postcard in the mail with information about how to get their free energy saving measures.

Keep an eye out to start saving!



## How to Report a Gas Leak

Most people are familiar with the distinctive odor added to natural gas. It's often compared to sulfur or rotten eggs. If you smell gas in your home or suspect a gas leak, call us right away at 1-855-327-7758 or dial 911.

### Detecting a leak:



**Smell** - A distinctive "rotten egg" odor added to make natural gas detectable



**Listen** - An unusual hissing sound near gas appliances or a blowing sound near gas lines



**Look** - Blowing dirt, bubbling creeks or ponds, dry spots in moist areas or dead plants surrounded by green, live plants near gas lines

If any of these signs are present, leave the area immediately. **Call Liberty's emergency number at 1-855-327-7758 or 911 from a safe distance.**

Do not re-enter the property for any reason until Liberty personnel tell you it is safe to do so.

## The '811' on Safe Digging



Planting a tree? Installing a fence? Planning a home improvement? **Call 811.**

Did you know it's the law to make this call? Electric power lines, natural gas pipelines, water pipes, communications lines, and other utility services can be within a few feet of the ground's surface. Not knowing where they are can result in personal injury, property damage, and neighborhood service interruptions. Even a small dent or a scrape can cause damage, resulting in a leak or service-wide disruptions.

## Preventing Accidental Fires

Protect your family and home from accidental fires by keeping all flammable materials away from natural gas appliances. Never use or store flammable materials where a spark or open flame could ignite them. Flammable items include:

- Gasoline
- Propane tanks
- Lighter fluid
- Solvents
- Acetone
- Adhesives
- Camp stove fuel
- Paints and thinners

When working with these materials, make sure you are in an open, well ventilated space. Store all flammable products in approved, nonbreakable containers that are tightly closed. Use them away from any natural gas appliances or other potential sources or fire.

We care about our customers and want you to be safe.